

## Bolt & Strap Holders



### Concrete Connectors

#### ABS Anchor Bolt Stabilizer

The ABS stabilizes the bolt against the force of the concrete during the concrete pour.

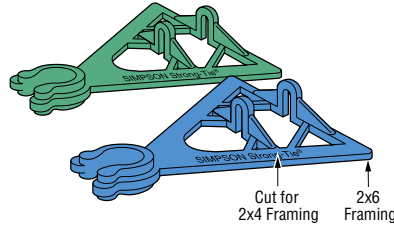
**FEATURES:**

- Keeps the SSTB bolts from moving due to the force of the concrete pour.
- Supports the bolt approx. 8" below the top of the concrete.
- Model ABS $\frac{5}{8}$  is for the 5/8 SSTB and ABS $\frac{7}{8}$  is for the 7/8 SSTB.
- Thin section limits the effect of a cold joint.
- Sized for 2x4 and 2x6 mudsills.

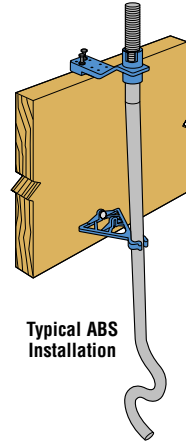
**MATERIAL:** Engineered Composite Plastic.

**CODES:** See page 12 for Code Listing Key Chart.

Model No.	Dia.	Color	Code Ref.
ABS $\frac{5}{8}$	$\frac{5}{8}$	Blue	180
ABS $\frac{7}{8}$	$\frac{7}{8}$	Green	



ABS Anchor Bolt Stabilizer



Typical ABS Installation



#### STRAPMATE® Strap Holder

The StrapMate is designed to keep the STHD, LSTHD, HPAHD and PAHD straps vertically aligned during the concrete pour. The friction fit allows for quick and easy installation.

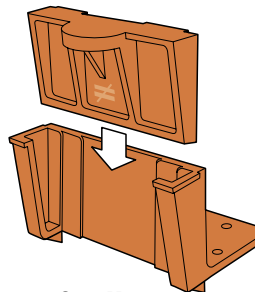
- The StrapMate is reusable.
- Works with STHD, LSTHD, HPAHD, PAHD.

**MATERIAL:** Engineered Composite Plastic.

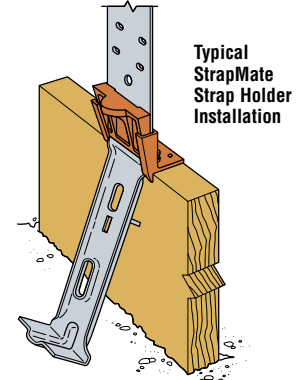
- Designed to fit  $\frac{3}{4}$ " plywood forms up to 1 $\frac{1}{4}$ " LVL forms and larger.
- The strap is positioned off the front edge of the form board.

**CODES:** See page 12 for Code Listing Key Chart.

Model No.	Nails	Code Ref.
SM1	2-8d duplex	180



StrapMate Strap Holder  
U.S. Patent 6,796,099



Typical StrapMate Strap Holder Installation

#### ANCHORMATE® Anchor Bolt Holders

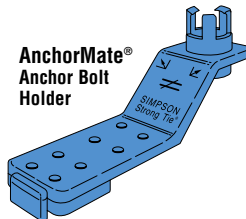
Designed to hold the anchor in place before the concrete pour, as required in some jurisdictions.

- Built-in 2x4 and 2x6 stops eliminate measuring.
- Elevated bolt grippers allow easy trowel finishing.
- Color-coded for easy size identification.
- Lightweight, durable and easy to use.
- Reusable yet cost-efficient for single application.
- Threaded grippers hold each bolt in the exact same location and height. They secure the bolt in place without a nut for quicker set-up and tear-down, and protect threads from splashing concrete.
- Use the 5/8" and 7/8" AnchorMate to secure the SSTB to the formboard before the concrete pour. Alignment arrows (left or right) match the SSTB bolt head arrow.
- Available in clear coded buckets of 100 parts with a flip-top lid for easy access or bags of 10 parts.

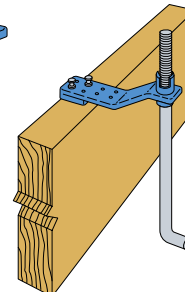
**MATERIAL:** Nylon.

**CODES:** See page 12 for Code Listing Key Chart.

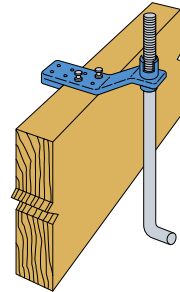
Model No.	Dia.	Color	Code Ref.
AM $\frac{1}{2}$	$\frac{1}{2}$	Yellow	180
AM $\frac{5}{8}$	$\frac{5}{8}$	Blue	
AM $\frac{3}{4}$	$\frac{3}{4}$	Red	
AM $\frac{7}{8}$	$\frac{7}{8}$	Green	



AnchorMate® Anchor Bolt Holder



Typical AnchorMate Installation for a 2x6 Mudsill



Typical AnchorMate Installation for a 2x4 Mudsill