

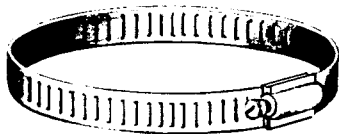
*De Canio*  
BUILDERS SUPPLY CO., INC.

## Concrete Placement



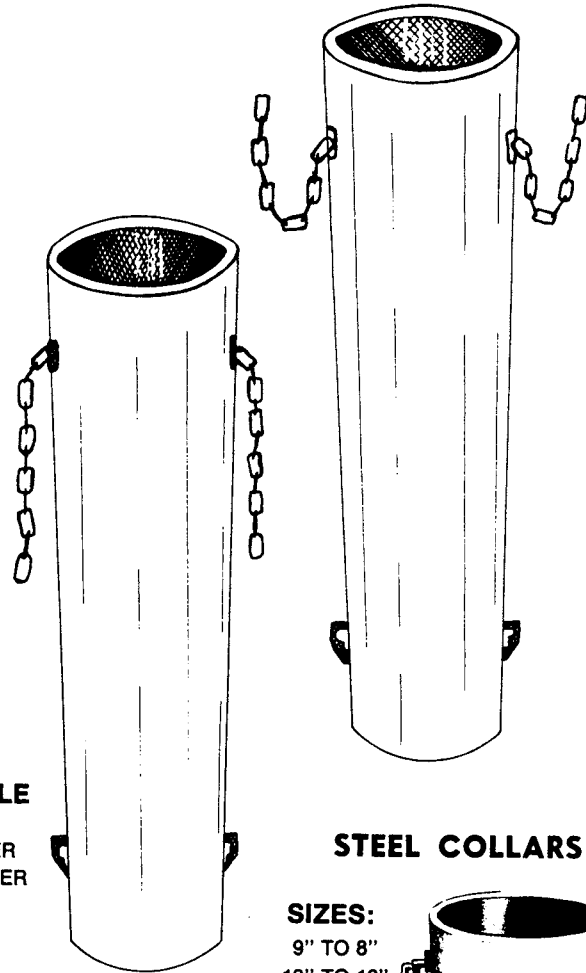
### TREAMIE PIPE

#### STEEL CLAMPS




Fits both 8" and 12" steel collars and hoppers.

**SIZES AVAILABLE**  
4 FT. LENGTHS  
9" TO 8" DIAMETER  
13" TO 12" DIAMETER



#### STEEL COLLARS

**SIZES:**  
9" TO 8"  
13" TO 12"



### POLYETHYLENE HOPPERS



#### ELEPHANT TRUNK

6" - 8" - 12" DIAMETERS

**SIZES AVAILABLE**  
37" SQUARE  
8" DISCHARGE  
12" DISCHARGE  
14" X 27"  
6" DISCHARGE

## Concrete Placement

# CAMLEVER




### Square Beam Buckets

Freight classification: Item #115430-02, Class 125

MODEL	OVERALL WIDTH	OVERALL HEIGHT	GATE DIA.	WEIGHT LBS.	CAP YD.
S-375	39"	42"	10"	275	3/8
S-050	39"	45"	10"	300	1/2
S-075	39"	50"	10"	350	3/4
S-100	45"	55"	12"	470	1
S-150	54"	63"	12"	625	1-1/2
S-200	60"	67"	12"	690	2

SIDE DISCHARGE BOOTS COME WITH ALL OF ABOVE  
 FORKLIFT POCKETS CAN BE ADDED AT ADDITIONAL CHARGE



### Bucket Boots

Freight classification:  
 Item# 20550, Class 70


Model	Length	Disc Dia.
RU-1	36"	8"
RU-2	36"	12"
RU-3	72"	8"
RU-4	42"	16"

Boot to Tremie Adapter available  
 Models RU-1, 2 and 3 fit 18",  
 21" and 24" gate.  
 Model Ru-4 fits 32" gate.

### Standard Buckets

MOD.	CAP. CU. YD.	GATE DIA.	LOADING HEIGHT	WT. LBS.
CL375	3/8	18"	33"	170
CL050	1/2	18"	39"	180
CL075	3/4	18"	44"	250
CL100	1	24"	47"	375
CL150	1 1/2	24"	53"	480
CL200	2	24"	57"	600
CXL200	2	32"	60"	700
CXL300	3	32"	67"	1000
CXL400	4	32"	72"	1250

Larger sizes available for any need.



### Forklift or Crane "Recycler"

MATERIAL AND TRASH DUMPSPTER

Freight classification: Item #52720, Sub1, Class 100

MODEL	WIDTH	LENGTH	HEIGHT	WEIGHT LBS.	CAP YD.
CFD-100	61"	48"	50"	500	1
CFD-200	74"	56"	60"	620	2-1/4
CFD-300	74"	80"	60"	930	3
CFD-400	82"	80"	68"	990	4

FACTORY INSTALLED  
 CRANE SLING OPTION 30 428

Factory installed lids available - Call for information. Crane sling option not included.



## CAMLEVER COLLECTION HOPPERS

Freight classification: Item #115430, Class 125

### VERTICAL REAR DISCHARGE

MODEL	HEIGHT	TOP DISCHARGE		WEIGHT LBS.	PRICE
		OPENING	OPENING		
RD-11	18"	30" x 24"	3-1/2" x 8-1/2"	34	270
RD-13	18"	30" x 24"	6" x 12"	38	270
RD-15	24"	48" x 24"	3-1/2" x 8-1/2"	40	303
RD-17	24"	48" x 24"	6" x 12"	45	303

### ROUND CENTER DISCHARGE

MODEL	HEIGHT	TOP DISCHARGE		WEIGHT LBS.	PRICE
		OPENING	OPENING		
CD-20	18"	14" x 26"	8"	30	154
CD-22	20"	18" x 30"	8" or 12"	36	165
CD-24	24"	30" x 30"	8" or 12"	48	176
CD-26	30"	42" x 42"	8" or 12"	65	248

### RECTANGLE CENTER DISCHARGE

MODEL	HEIGHT	TOP DISCHARGE		WEIGHT LBS.	PRICE
		OPENING	OPENING		
RCD-32	18"	14" x 26"	3-1/2" x 8-1/2"	24	154
RCD-34	20"	18" x 30"	3-1/2" x 8-1/2"	28	165
RCD-36	24"	30" x 30"	3-1/2" x 8-1/2"	42	176
RCD-38	24"	30" x 30"	6" x 12"	45	176
RCD-39	30"	42" x 42"	3-1/2" x 8-1/2"	58	248
RCD-40	30"	42" x 42"	6" x 12"	60	248



# MILLER

## Concrete Placement



HD6  
Heavy duty,  
maximum

### What makes Miller the brand to own?

- **Balanced Design** - Miller's narrower containment trough allows all models to clear a 27" door with a better load. It's easier on your back because 80% of the load is on the wheels. So, it transports and dumps with less effort.
- **Durability** - Miller starts with the right materials. Maximum-strength legs and braces made from heavy-gauge strap steel. A Quarter-inch wire rim bead around the deep-dish trough wraps the load with rugged, lasting construction. The sturdy 8-inch steel wheels contain sealed bearings which require no lubrication.
- **Easy-End Pour** - Because the trough is narrower and deeper, there's no rolling or tilting when it comes time to pour the load. This helps to minimize spillage and maximize stability in the load transport.
- **Features** - Handles are available in either steel or wood. Available in 5 or 6 cubic foot capacity.
- **Interchangeable components.** Durable powder coat epoxy finish. No wedges required means easy assembly.

# MARATHON INDUSTRIES

"Our flat-free tires go the distance!"

## Flat-Free 4.80/4.00 - 8" Wheelbarrow Tires



- **Solid**
- **Lightweight**
- **Great Bounce**
- **Eliminate Downtime**
- **Save Time And Money With A Quality Marathon Tire!**
- **Stop Throwing Away Money On Flats!**

### Key Product Features

- Capacity** - More than an air-filled tire
- Tire Weight** - Only 1-2 lbs more than an air-filled tire
- Durability** - Material is tougher than an air-filled tire
- Performance** - Designed to perform like an air-filled tire with the benefit of **NO FLATS!!**

### How much do flats *REALLY* cost?

Cost per Flat Tire (Labor, parts, downtime, etc)	<b>\$30</b>
Number of Flats per year (Average varies by region)	<b>4</b>
<b>Total Cost (Air-Filled Tires)</b>	<b>\$120</b>

### What is *DOWNTIME* costing you?

**Alternate tire sizes and hub and axle options are available on special order through Muller Construction Supply.**